



THE SHELTER

*...improving the lives of children and families*

# **The Shelter, Inc.**

2015 Annual Services Report

01/01/2015—12/31/2015

## Services provided by The Shelter, Inc.

Our agency provides services to children who are in the custody of the state and their families, as well as providing prevention services designed to help avoid system involvement and state custody.

### **Residential Program**

We provide unlocked residential care for children who are placed with us most often as a result of law enforcement and/or court action. While this program originally served 10 teenagers at any given time, we now can serve up to 30 children between the ages of 10 and 18 years old. Our original home has been supplied by the City of Lawrence since 1981. Our second home was opened in June of 2000, thanks to the generosity of the Lawrence community. In our Residential Program, we provide both Emergency/Temporary care and Youth Residential Center II services.

### **Juvenile Intake Program and Prevention Case Management Services**

The Shelter, Inc. provides a staff of helping professionals on-call 24 hours a day to law enforcement officers, to assist with any juvenile case. The staff provides crisis intervention to families as well as referral services for further help. If it appears that there is significant risk to a child or to society, we look at emergency placement options for children in the community. Beyond our intervention at the time of law enforcement contact, we also offer on-going prevention services to at-risk youth identified by our staff or other professionals. Our Pre-Filing Diversion service works with first-time and low-level juvenile offenders, giving them a chance to experience appropriate consequences for their actions while avoiding further involvement with the court system. We also supervise alleged offenders on Conditions of Release pending their first court appearance. Through our Resource Management service, we provide funding for services and other expenses to prevent system involvement and state custody for at risk children. We also offer Specialized Case Management, a voluntary prevention service that provides help to families whose children have behavior problems that put them at risk for placement. The most recent additions to our prevention services are our High School Truancy Prevention and Diversion Program, designed to reduce truancy for children age 16 and older, and our Healthy Life Choices classes, designed to assist adolescent children in learning constructive decision-making skills and to assist foster parents in teaching foster children about healthy relationships.

### **Family Services Program**

Our Family Services staff offer foster care services for children and families. The goal of our foster care program is to give children a safe, loving family life experience in a licensed home for a few days to a few months. Family Services staff recruit, train and support foster parents as well as providing placement services for children. Our Family Services staff also work in partnership with the ICPC (Inter-state Compact on the Placement of Children) Division of the Kansas Department of Children and Families to provide services for children from other states who are placed with relatives in the state of Kansas. We provide adoptive home studies, home studies for family foster care, and monitoring of placements for these children and their Kansas relatives.

## 2015 Residential Program Service Data

Total Children Placed 206

Legal Status

Child In Need of Care (CINC)	206	100%
Juvenile Offender (JO)	0	0%
Private Placement	0	0%

Average Age 15

<u>Placing Agency</u>	<u>Shelter</u>	<u>YRC II</u>	<u>Total</u>	
KVC	116	12	128	62%
Juvenile Intake	48	0	48	23%
St. Francis	0	30	30	15%
KDOC	0	0	0	0%
Total	164	42		

Counties Served

Douglas	52	25%
Wyandotte	30	15%
Shawnee	28	14%
Johnson	22	11%
Sedgwick	8	4%
Franklin	5	2%
Leavenworth	5	2%
Butler	4	2%
Barton	3	1%
Bourbon	3	1%
Jefferson	3	1%
Montgomery	3	1%
Saline	3	1%
Other	37	18%

Average Length of Stay (in days) \*

1/1/15 to 6/30/15	Male	26.50
	Female	19.94
7/1/15 to 12/31/15	Male	34.11
	Female	25.51

Where Came From

Home	65	32%
Foster home	59	29%
Acute care/Hospital	18	9%
Relative's home	13	6%
Shelter/YRCII/Group home	13	6%
PRTF	11	5%
Detention	9	4%
Other/unknown	18	9%

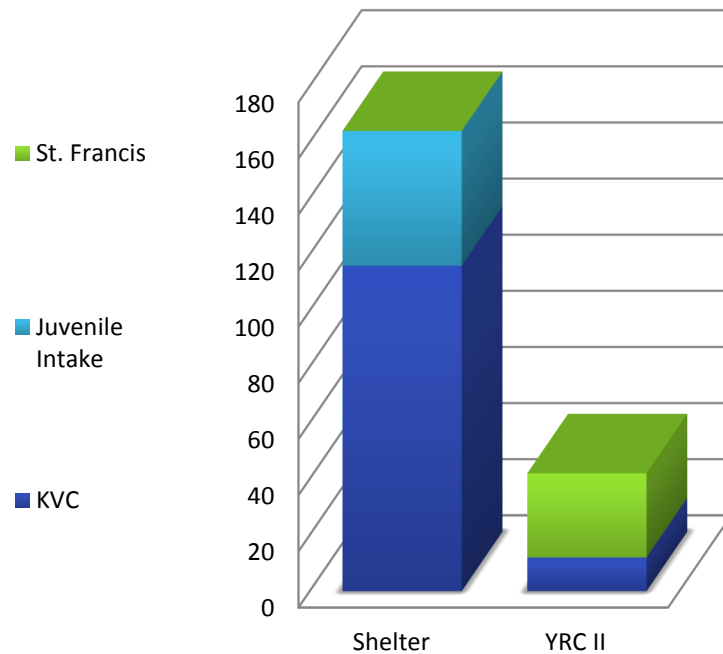
Where Went •

Home	44	21%
Foster home	39	19%
Detention	26	13%
Acute care/Hospital	23	13%
Relative's home	8	11%
Shelter/YRCII	5	4%
PRTF	4	2%
Other/unknown	36	2%

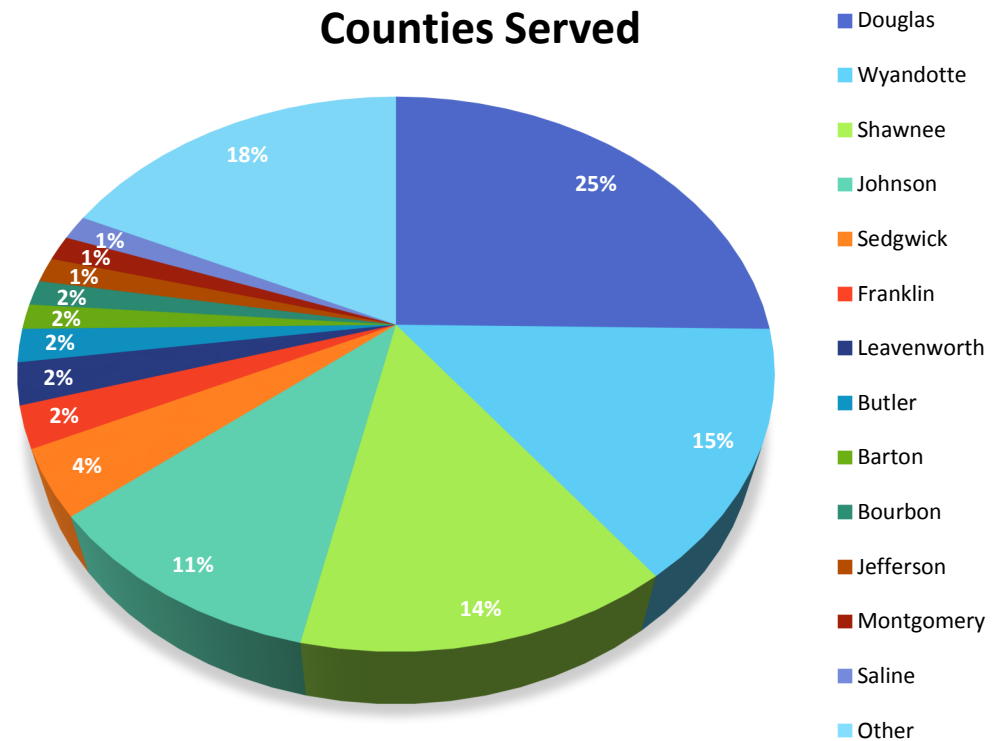
• Does not include cases still open as of 1/11/16

## 2015 Residential Program Service Data

### Placing Agency



### Counties Served



## 2015 Intake Program Service Data

### Core Juvenile Intake Services

Children who came through Intake	534	
Juveniles from outside Douglas County	56	10%
Juveniles in DCF or KDOC custody	129	24%
Juveniles on probation, diversion or conditions of release	128	24%
Douglas County juveniles in parent or guardian's custody	313	59%

### Legal Status

CINC	208	39%
JO	326	61%

### Referral Source

Lawrence Police Department	394	74%
Douglas County Sheriff/Youth Services	73	14%
Other Law Enforcement	63	12%
District Attorney's Office	4	1%

### Where Released

Parent/relative	236	44%
Detention	133	25%
Shelter facility	100	19%
Foster home/group home	33	6%
DCF/contracting agency	14	3%
Hospital	9	2%
Other	9	2%

### Resource Management Services

Referrals received for Resource Management	221
--	-----

### Referral Sources

Emergency service agencies	77	35%
Intake staff (core, PFD/COR, PPC, SCM)	51	23%
Self	46	21%
Housing Authority	39	18%
Courts/DCYS	5	2%
Mental health providers	3	1%

Referrals denied	32	14%
------------------	----	-----

Families served	189
-----------------	-----

### Requests Approved

Utilities/housing	137
Services (mental health, vocational, UA's, etc)	49
Hard goods	3

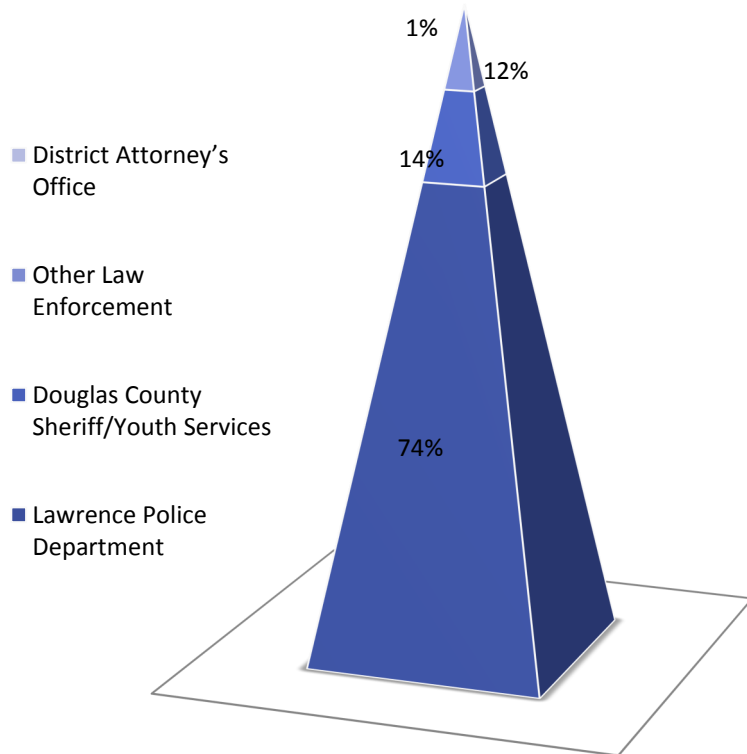
(Note: For some families, we may have approved more than one request.)

142 families served received help with budgeting. This was 100% of families participating in more services than solely drug/alcohol monitoring.

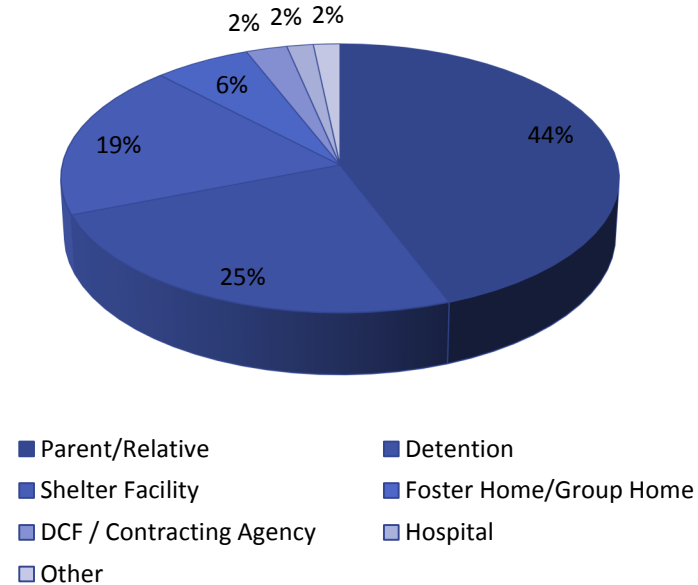
91 of the 93 families (98%) served by Resource Management January - June 2015 did not have a child go through Intake within six months of their case closure date. Families served July - December 2015 are not reflected, as their six months post-closure date has not passed. Of the 223 families served in 2014, 212 (95%) did not have a child go through Intake within six months of their case closure date.

## 2015 Intake Program Service Data

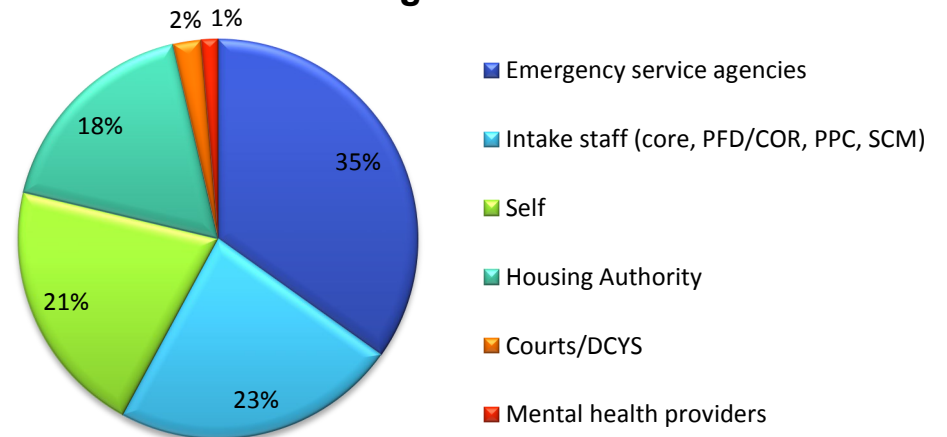
### Core Services Referral Sources



### Core Services - Where Released



### Resource Management Referral Sources



## 2015 Prevention Programs Service Data

### Specialized Case Management

<u>New cases</u>	20
CINC-NAN children included	12
Total children included	40

#### Referral sources

DCF	5	25%
Other TSI program	4	20%
Bert Nash	3	15%
Juvenile Intake	3	15%
School	3	15%
Self	2	10%

#### Discharges

Successful	14	47%
Voluntary discharge	7	23%
Transfer to other service	6	20%
Returned to DCF (action unknown)	3	10%
Placed in custody at discharge	0	0%

### Pre-Filing Diversion/Conditions of Release Supervision (PFD/COR)

Assessed for PFD/COR 167

#### Cases closed

PFD	82		COR	66	
Successful	58	71%	No violation	18	27%
Violated	21	25%	Violated	11	17%
Inactive	3	4%	Not charged	37	56%

Families requesting help after closure 0

#### PFD Success rate since program inception in 1999

Total participants	1629
Successful completion	1444 89%
Violations	185 11%

### High School Truancy Prevention & Diversion

<u>New cases</u>	46
Truant	31 67%
Pre-truant	15 33%

#### Referral sources

DA's office	31 67%
Lawrence High School	10 22%
Free State High School	5 11%

#### Cases closed

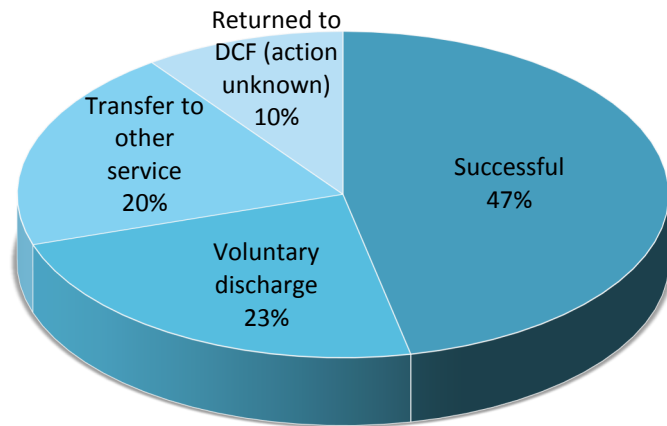
Successful completions	33 79%
Dismissed due to improvement	23
Signed out	10
Unsuccessful completions	9 21%
Non-compliance	1
Dismissed due to JO charge/PFD referral	6
Parent refused to participate	1
Into custody and removed	1

#### Success rate since program inception in 2008

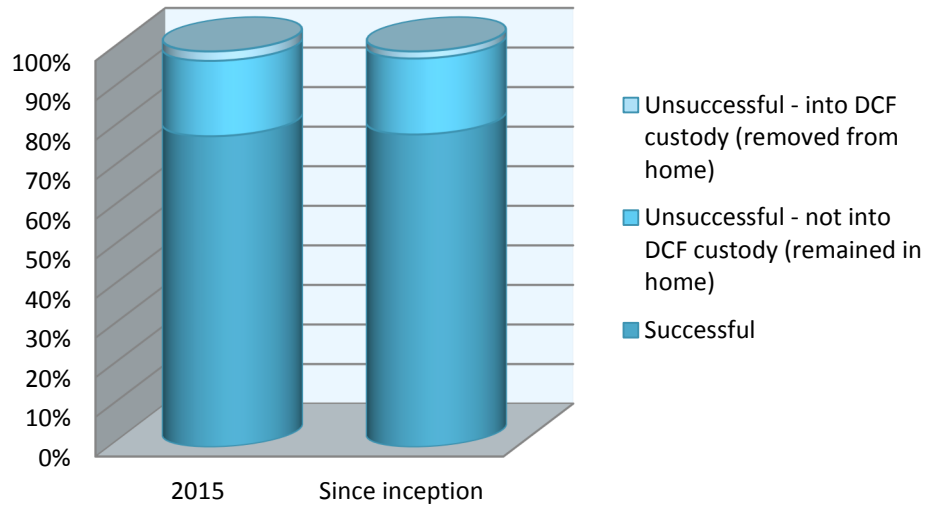
Total cases closed	224
Successful completion	177 79%
Unsuccessful - not into DCF custody <i>(remained in home)</i>	43 19%
Unsuccessful - into DCF custody <i>(removed from home)</i>	4 2%

## 2015 Prevention Programs Service Data

### SCM Cases Discharged

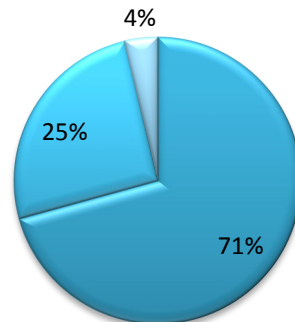


### Truancy Cases Closed



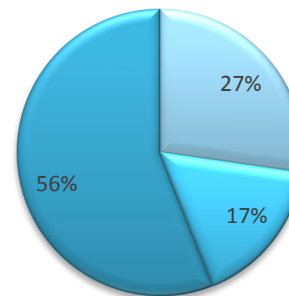
### PFD

Successful Violated Inactive



### COR

No violation Violated Not charged





## 2015 Family Services Program Data & Healthy Life Choices Project Data

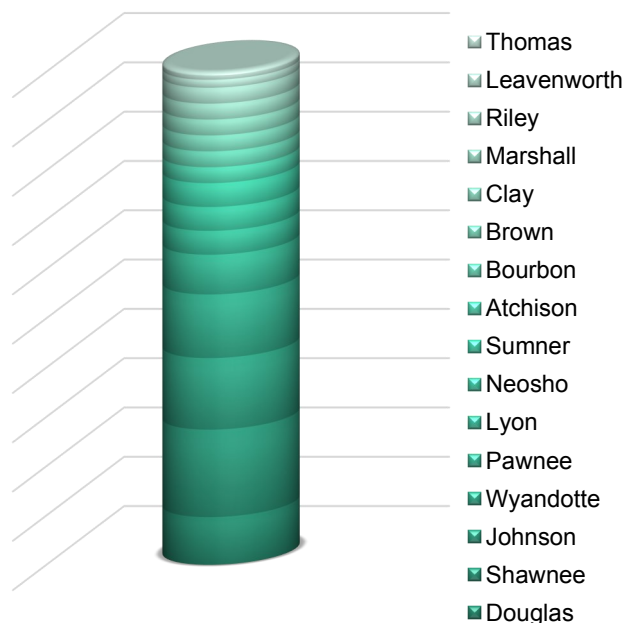
### Family Services Program

Total number of foster care placements: 62

#### Placements by County

Douglas	6	10%
Shawnee	11	18%
Johnson	9	15%
Wyandotte	8	13%
Pawnee	5	8%
Lyon	3	5%
Neosho	3	5%
Sumner	3	5%
Atchison	2	3%
Bourbon	2	3%
Brown	2	3%
Clay	2	3%
Marshall	2	3%
Riley	2	3%
Leavenworth	1	2%
Thomas	1	2%

#### Counties Served



### Healthy Life Choices Project

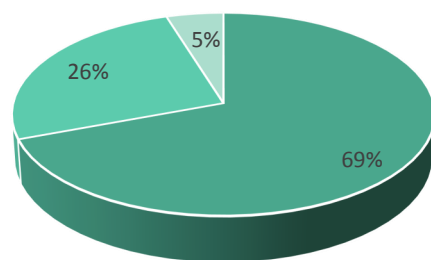
#### Choices classes

PFD/Truancy youth served	38
Number of sessions held	96

#### Healthy Relationships classes

Foster parents served	21
Number of sessions held	2

### Agencies Served



#### Placements by Agency

KVC	43	69%
St Francis	16	26%
Law enforcement	3	5%

■ KVC ■ St Francis ■ PPC